

**Extremely Compact Circuit Breakers** significantly reduce space required to implement re-settable circuit protection in mobile electrical systems.


**32 Max Vdc Rating** easily supports 12 & 24 Vdc systems. |

**Manual Push to Re-set Type 3** operation allows simple re-closing of circuit breaker after any potential fault situations are investigated and cleared.

**Color Coded** enclosure variations depending on continuous current assist in reducing installation errors and for correct replacements.





**Harsh Environment** design with high temperature materials and tin plated copper alloy conductors.

**Supports ABYC Compliant Systems** when wire sizes are reduced for branch circuit distribution.

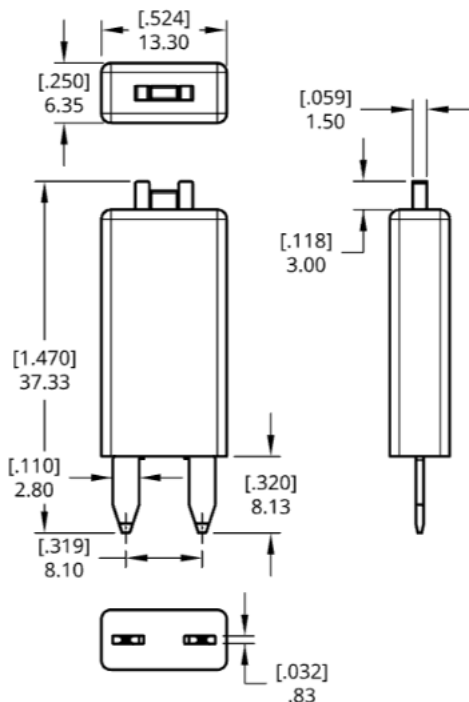


## 20-60 Amp Panel Mount Mini Circuit Breaker Switch



- 
**Protects Electrical Circuits** from short circuit events and over-current loads, preventing wire insulation overheating and subsequent destruction.
- 
**Automatic Circuit Protection** maintains electrical system safety and wire protection.
- 
**Bullet-proof Construction:** High temp materials for engine compartment applications.
- 
**4 Year Industry Leading Warranty**

## Product Dimensions



## Trip Current vs Time Delay

% Of Fuse Rating	Time to Trip
70%	> 100 hr
100%	> 60 min
110%	> 60 sec
135%	45 - 1800 sec
160%	20 - 200 sec
200%	5 - 60 sec
350%	0 - 5 sec
600%	0 - 2 sec

## Temperature Correction Factor

Thermal circuit breakers utilize a bi-metal mechanism, which heats up while current passes through it, to open the circuit. All thermal circuit breakers will therefore trip at different current levels depending on the ambient temperature surrounding the breaker. Therefore a de-rating formula should be utilized to determine the Adjusted Current Rating.

**Adjusted Current Rating = Nominal Rating / De-Rating Factor (df)**

Ambient Temperature	De-Rating Factor (df)
-40 F / -40 C	0.73
-22 F / -30 C	0.78
-4 F / -20 C	0.82
+14 F / -10 C	0.86
+32 F / 0 C	0.91
+50 F / + 10 C	0.95
+73 F / + 23 C	1.0
+104 F / + 40 C	1.09
+122 F / + 50 C	1.16
+140 F / + 60 C	1.25
+158 F / + 70 C	1.33
+185 F / + 85 C	1.43

## Electrical Specifications

Max Operational Voltage	32 Vdc
Short Circuit Interrupt Rating	2,000 Amps @ 32 Vdc
Voltage Drop	< 150 mV at rated current
Breaker Type	Push to Reset Type III
Endurance Cycle (Switching)	> 100 Operations @ 4x rated current
Interrupt Capacity Compliance	ISO 10924-3 & SAE J553

## Physical Specifications

Max Operating Temperature	85 C / 185 F
Min Operating Temperature	-40 C / -40 F
Power I/O Terminal Material	Tin Plated Copper Alloy
RoHs Compliant?	Yes
CE Compliance?	Yes

## Circuit Breaker Color Coding

Continuous Current Level	Case Color
5 Amps	Light Brown
7.5 Amps	Brown
10 Amps	Red
15 Amps	Blue
20 Amps	Yellow
25 Amps	White
30 Amps	Green

## Part Numbers

	Retail Pack	Bulk Pack
ATM/MINI Circuit Breaker 5A Type III	4720-05	4720-05B
ATM/MINI Circuit Breaker 7.5A Type III	4720-07	4720-07B
ATM/MINI Circuit Breaker 10A Type III	4720-10	4720-10B
ATM/MINI Circuit Breaker 15A Type III	4720-15	4720-15B
ATM/MINI Circuit Breaker 20A Type III	4720-20	4720-20B
ATM/MINI Circuit Breaker 25A Type III	4720-25	4720-25B
ATM/MINI Circuit Breaker 30A Type III	4720-30	4720-30B

## Related Circuit Protection Options

3603 MRBF  
Terminal Fuse  
30A-300A



4730 Short Stop Breaker  
Marine Grade 5A-50A

